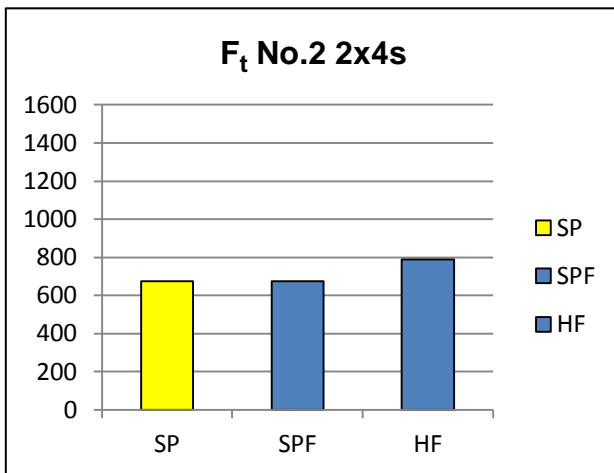
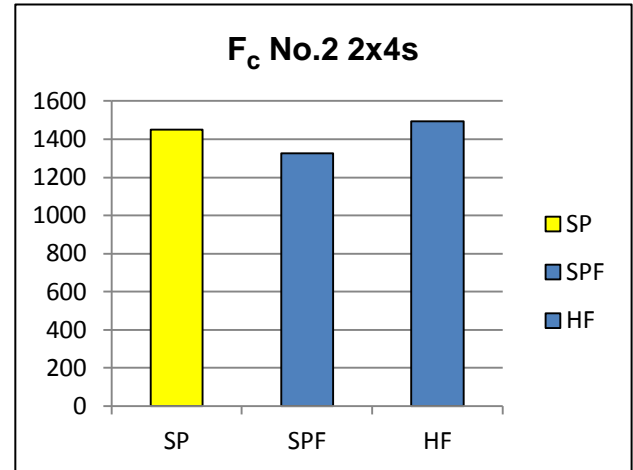
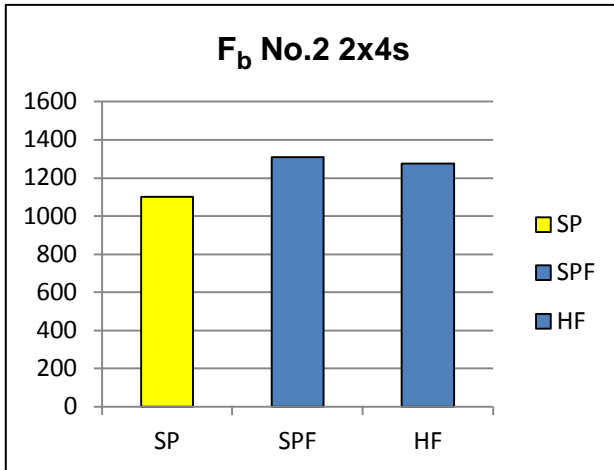


<sup>1</sup>Effective June 1, 2013

values in psi (pounds per square inch)



| No.2 2x4s                  |      |      |      |
|----------------------------|------|------|------|
|                            | SP   | SPF  | HF   |
| Bending F <sub>b</sub>     | 1100 | 1315 | 1275 |
| Tension F <sub>t</sub>     | 675  | 675  | 790  |
| Compression F <sub>c</sub> | 1450 | 1325 | 1495 |

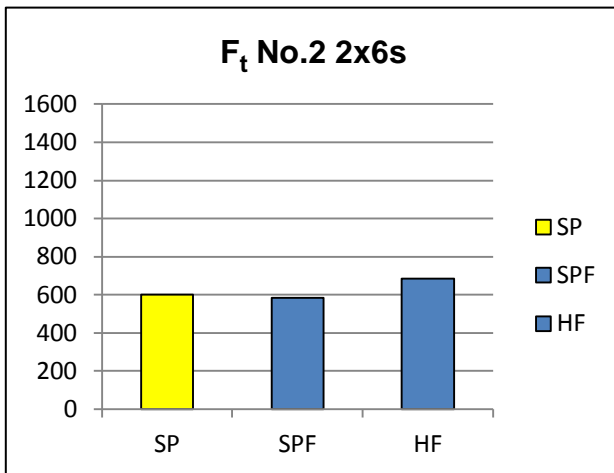
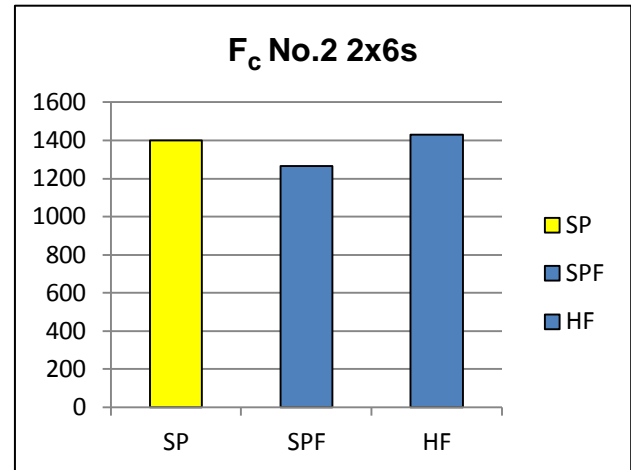
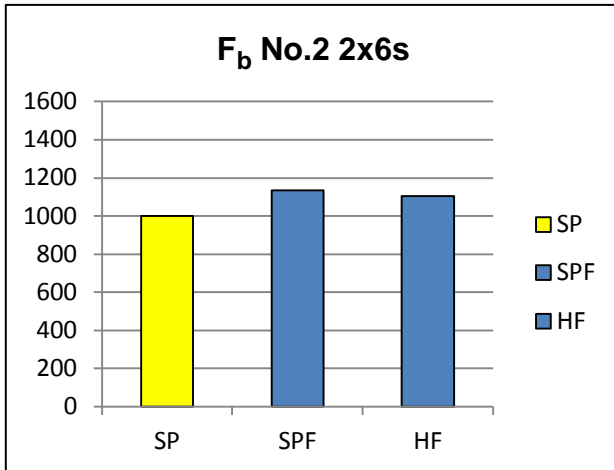
<sup>1</sup>The Southern Pine Inspection Bureau published new design values for all sizes and grades of visually graded Southern Pine dimension lumber in *Supplement No. 13 to the 2002 Standard Grading Rules for Southern Pine Lumber*. The new design values became effective June 1, 2013.

<sup>2</sup>Current design values for other species are from the 2012 *National Design Specification<sup>®</sup> Supplement, Design Values for Wood Construction*. SPF = Spruce-Pine-Fir, HF = Hem-fir.

The Southern Forest Products Association (SFPA) does not test lumber or establish design values. Accordingly, neither SFPA, nor its members, warrant that design values are correct, and disclaim responsibility for injury or damage resulting from the use of such design values.

<sup>1</sup>Effective June 1, 2013

values in psi (pounds per square inch)



| No.2 2x6s                  |      |      |      |
|----------------------------|------|------|------|
|                            | SP   | SPF  | HF   |
| Bending F <sub>b</sub>     | 1000 | 1140 | 1105 |
| Tension F <sub>t</sub>     | 600  | 585  | 685  |
| Compression F <sub>c</sub> | 1400 | 1265 | 1430 |

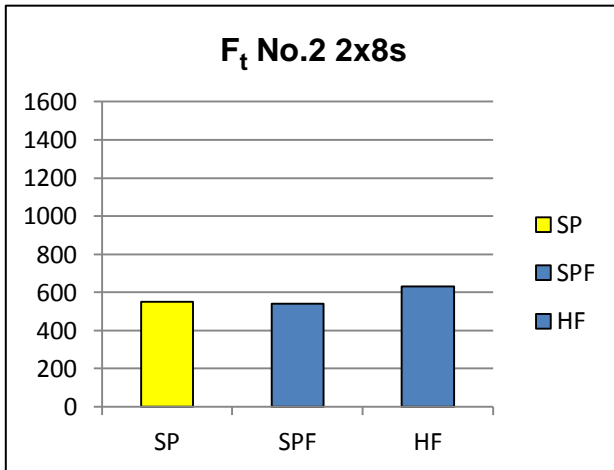
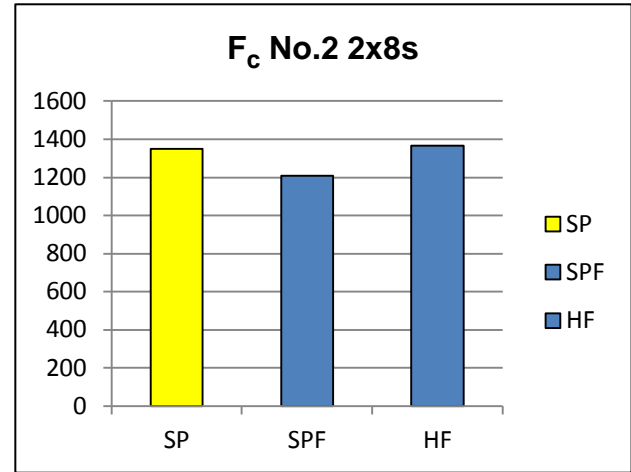
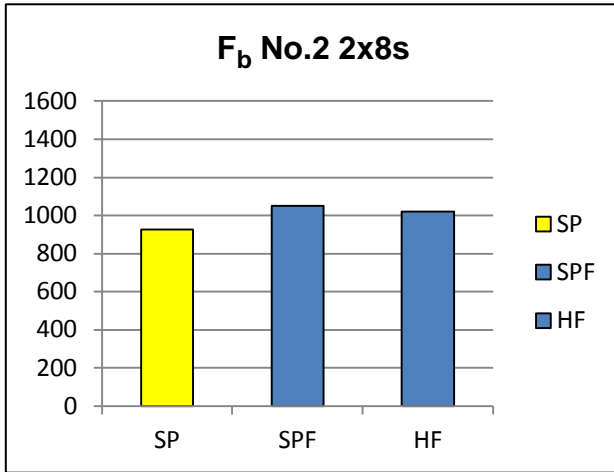
<sup>1</sup>The Southern Pine Inspection Bureau published new design values for all sizes and grades of visually graded Southern Pine dimension lumber in *Supplement No. 13 to the 2002 Standard Grading Rules for Southern Pine Lumber*. The new design values became effective June 1, 2013.

<sup>2</sup>Current design values for other species are from the 2012 *National Design Specification® Supplement, Design Values for Wood Construction*. SPF = Spruce-Pine-Fir, HF = Hem-fir.

The Southern Forest Products Association (SFPA) does not test lumber or establish design values. Accordingly, neither SFPA, nor its members, warrant that design values are correct, and disclaim responsibility for injury or damage resulting from the use of such design values.

<sup>1</sup>Effective June 1, 2013

values in psi (pounds per square inch)



| No.2 2x8s                  |      |      |      |
|----------------------------|------|------|------|
|                            | SP   | SPF  | HF   |
| Bending F <sub>b</sub>     | 925  | 1050 | 1020 |
| Tension F <sub>t</sub>     | 550  | 540  | 630  |
| Compression F <sub>c</sub> | 1350 | 1210 | 1365 |

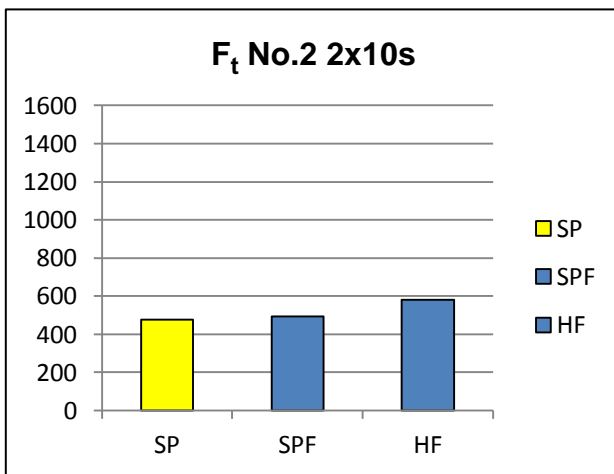
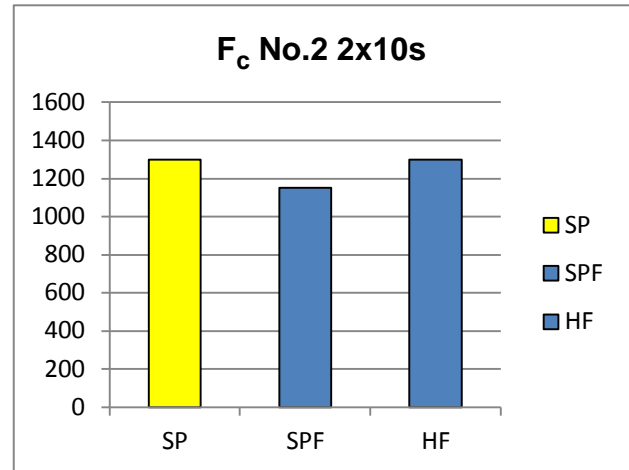
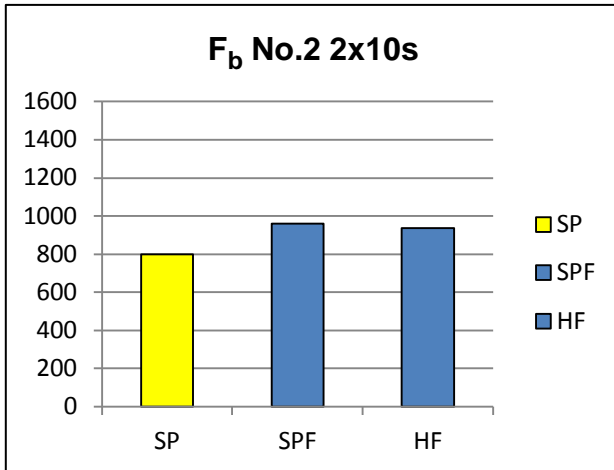
<sup>1</sup>The Southern Pine Inspection Bureau published new design values for all sizes and grades of visually graded Southern Pine dimension lumber in *Supplement No. 13 to the 2002 Standard Grading Rules for Southern Pine Lumber*. The new design values became effective June 1, 2013.

<sup>2</sup>Current design values for other species are from the 2012 *National Design Specification<sup>®</sup> Supplement, Design Values for Wood Construction*. SPF = Spruce-Pine-Fir, HF = Hem-fir.

The Southern Forest Products Association (SFPA) does not test lumber or establish design values. Accordingly, neither SFPA, nor its members, warrant that design values are correct, and disclaim responsibility for injury or damage resulting from the use of such design values.

<sup>1</sup>Effective June 1, 2013

values in psi (pounds per square inch)



| No.2 2x10s                 |      |      |      |
|----------------------------|------|------|------|
|                            | SP   | SPF  | HF   |
| Bending F <sub>b</sub>     | 800  | 965  | 935  |
| Tension F <sub>t</sub>     | 475  | 495  | 580  |
| Compression F <sub>c</sub> | 1300 | 1150 | 1300 |

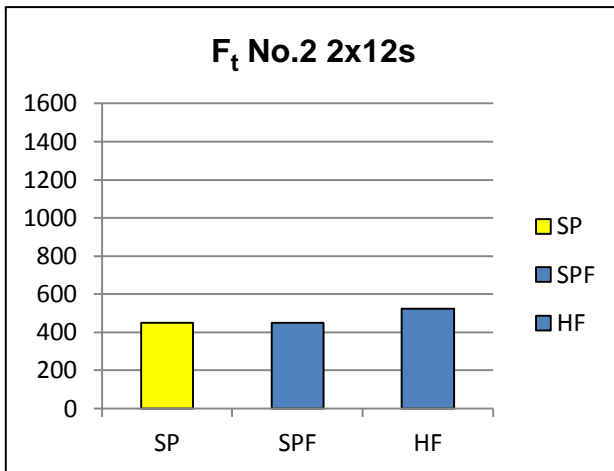
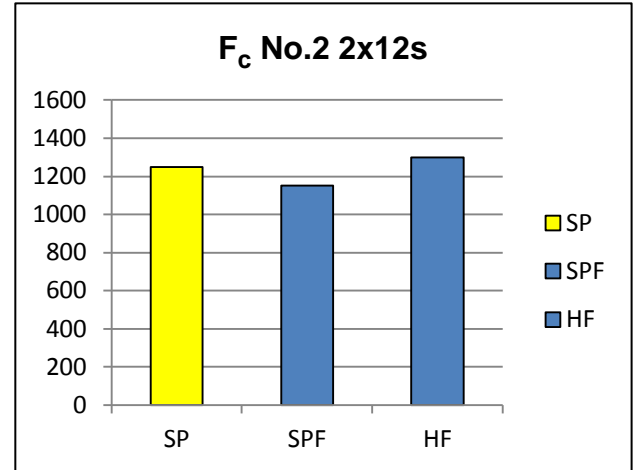
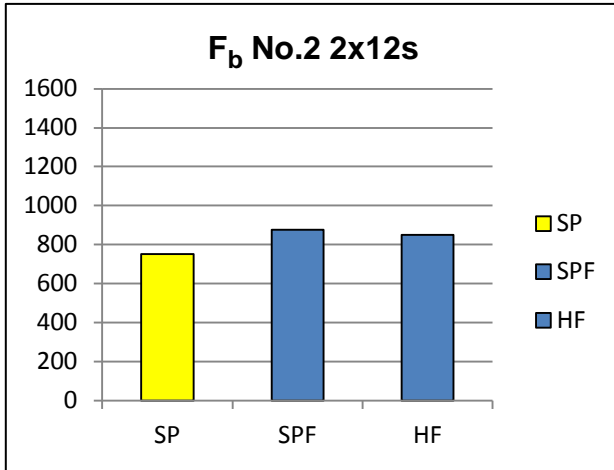
<sup>1</sup>The Southern Pine Inspection Bureau published new design values for all sizes and grades of visually graded Southern Pine dimension lumber in *Supplement No. 13 to the 2002 Standard Grading Rules for Southern Pine Lumber*. The new design values became effective June 1, 2013.

<sup>2</sup>Current design values for other species are from the 2012 *National Design Specification® Supplement, Design Values for Wood Construction*. SPF = Spruce-Pine-Fir, HF = Hem-fir.

The Southern Forest Products Association (SFPA) does not test lumber or establish design values. Accordingly, neither SFPA, nor its members, warrant that design values are correct, and disclaim responsibility for injury or damage resulting from the use of such design values.

<sup>1</sup>Effective June 1, 2013

values in psi (pounds per square inch)



| No.2 2x12s                 |      |      |      |
|----------------------------|------|------|------|
|                            | SP   | SPF  | HF   |
| Bending F <sub>b</sub>     | 750  | 875  | 850  |
| Tension F <sub>t</sub>     | 450  | 450  | 525  |
| Compression F <sub>c</sub> | 1250 | 1150 | 1300 |

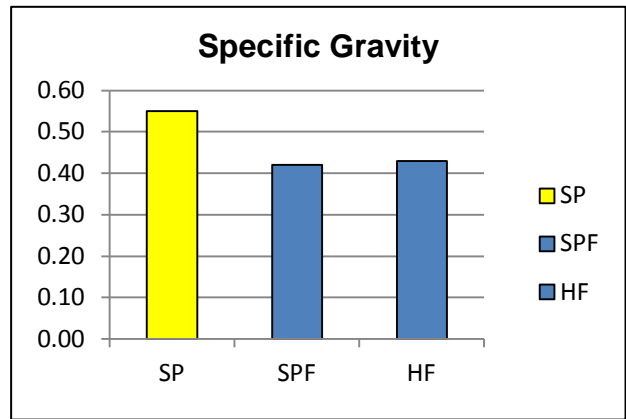
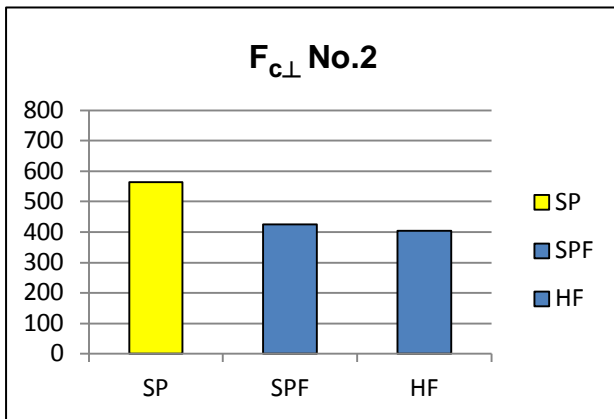
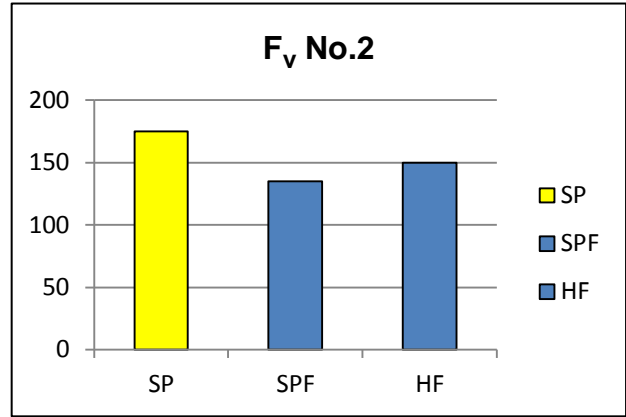
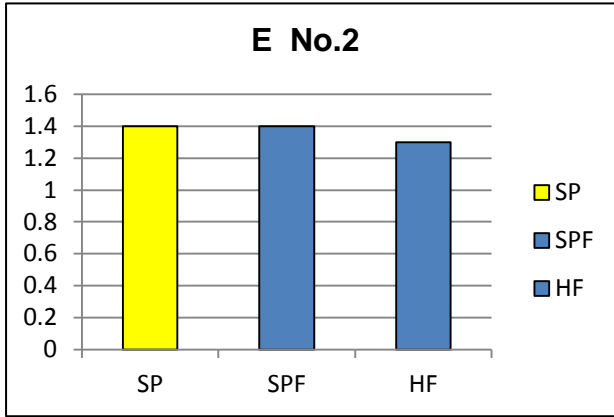
<sup>1</sup>The Southern Pine Inspection Bureau published new design values for all sizes and grades of visually graded Southern Pine dimension lumber in *Supplement No. 13 to the 2002 Standard Grading Rules for Southern Pine Lumber*. The new design values became effective June 1, 2013.

<sup>2</sup>Current design values for other species are from the 2012 *National Design Specification® Supplement, Design Values for Wood Construction*. SPF = Spruce-Pine-Fir, HF = Hem-fir.

The Southern Forest Products Association (SFPA) does not test lumber or establish design values. Accordingly, neither SFPA, nor its members, warrant that design values are correct, and disclaim responsibility for injury or damage resulting from the use of such design values.

<sup>1</sup>Effective June 1, 2013

values in psi (pounds per square inch)



| No.2                                      |      |      |      |
|---|------|------|------|
|   | SP   | SPF  | HF   |
| Modulus of Elasticity E                   | 1.4  | 1.4  | 1.3  |
| Compression Perpendicular F <sub>c⊥</sub> | 565  | 425  | 405  |
| Shear F <sub>v</sub>                      | 175  | 135  | 150  |
| Specific Gravity                          | 0.55 | 0.42 | 0.43 |

<sup>1</sup>The Southern Pine Inspection Bureau published new design values for all sizes and grades of visually graded Southern Pine dimension lumber in *Supplement No. 13 to the 2002 Standard Grading Rules for Southern Pine Lumber*. The new design values became effective June 1, 2013.

<sup>2</sup>Current design values for other species are from the 2012 *National Design Specification® Supplement, Design Values for Wood Construction*. SPF = Spruce-Pine-Fir, HF = Hem-fir.

The Southern Forest Products Association (SFPA) does not test lumber or establish design values. Accordingly, neither SFPA, nor its members, warrant that design values are correct, and disclaim responsibility for injury or damage resulting from the use of such design values.